EYFS Medium Term Plan - Autumn 2 2026

How do we celebrate?

Our 'big question' this half term will be **'How do we celebrate?'** Throughout this topic, we will celebrate the diverse traditions, cultures and experiences within our local community, helping the children to understand and respect the celebrations that are special to others. Through stories, family photographs, visitors and outings, we will share our own experiences and explore how families celebrate Diwali, Eid and Christmas, recognising similarities and differences between their traditions. Meaningful experiences will help the children understand how celebrations bring people together and provide opportunities to show respect and kindness, while developing our focus Superskills of peace-making and empathy. As we journey through Advent, we will discover why Christmas is special to Christians, with the Nativity story at the heart of our learning. We will continue to follow our Guide to Greatness and love all like Jesus by showing respect for different traditions and care for those around us.

Our learning experiences and themes may adapt and develop in response to the children's development and interests, allowing us to follow their curiosity and provide meaningful learning opportunities that inspire and engage all children.

	Week 1	Week 2	Week 3	Week 4	Week 5	Week 6	Week 7
Weekly Theme	Remember, Remember	Festival of Lights	Birthdays	Our Family Celebrations	The Nativity	Merry Christmas	
Question	Why do we remember?	How is Diwali celebrated?	How do we celebrate birthdays?	What is special to our families?	Why is Christmas special?	How do we celebrate Christmas?	
Key Texts						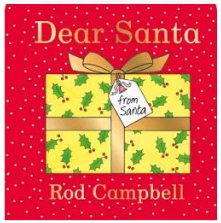	
Possible Supplementary Texts	The Quiet Little Firework 1, 2, 3 What Can You See on Bonfire Night? Poppy Field	Binny's Diwali Rama and Sita Dipal's Diwali What Do You Celebrate?: Holidays and Festivals Around the World	Kipper's Birthday Supertato: Happy Birthday Birthdays Around the World Harry and the Dinosaurs Have a Happy Birthday	Welcome to Our World: A Celebration of Children Everywhere! My Most Exciting Eid The Very Hungry Caterpillar's Eid	Jesus' Christmas Party The Christmas Story The Nativity Play	The Christmas Bear Father Christmas Needs a Wee 10 Little Elves	Postman Bear Pick a Pine Tree Joy to the World!: Christmas Around the Globe
Key Vocabulary	Remember, past, bonfire, firework, poppy, peace, respect, soldier, wreath, silence	Religious, celebration, Diwali, festival, Hindu, Diya, light, Rangoli, family, tradition, temple	Birthday, grow, celebrate, invitation, guest, prepare, ingredients, recipe, measure, mix	Celebration, occasion, tradition, family, community, together, special, memories, Eid, Muslim	Advent, Nativity, Bethlehem, journey, stable, manger, shepherd, angel, Jesus, worship	Letter, message, wish, gift, envelope, address, stamp, postbox, collect, deliver	Postal worker, sort, parcel, sender, recipient, delivery, greeting, grateful, thoughtful
Possible Learning and Experiences	Firefighter visit Colour mixing Bonfire night artwork Melting chocolate Creating a class poppy wreath	Food tasting Making Diya lamps Creating Rangoli patterns Exploring Diwali music and dance Virtual author visit	Supermarket walk Sending invitations to our buddies Making cakes and party hats Birthday party for Greg	Sharing celebration photos Family visitors sharing celebrations Mosque visit	Church visit Writing letters to Santa Post worker visit Making Christmas decorations	Postbox walk Theatre trip Nativity performance	Christmas party Santa visit

Loving all, like Jesus, we flourish together

Our Class Superskill: **RESILIENCE**	At St Gregory's, our **'Superskills'** are seven key attributes embedded throughout our curriculum to help children thrive in school and beyond. We will continue to develop our class Superskill of **'Resilience'** through the Characteristics of Effective Learning, building on the children's growing confidence to have a go, persevere when faced with challenges and celebrate mistakes as part of learning. Through purposeful opportunities to explore, solve problems and try different approaches, we will support them to become increasingly independent learners. Across school, our focus Superskills this half term are **Peace-making** and **Empathy.** We will encourage children to consider others' feelings, respect different traditions and help everyone feel included, while continuing to support them to resolve disagreements kindly and show care through their words and actions.

Religious Education - Prophecy and Promise

This half term in RE, we will be learning about Advent and why Christmas is special to Christians. The children will hear how Mary was chosen to be Jesus' mother and explore the message brought by the angel Gabriel. We will learn that Advent is a time to get ready for Christmas and make a class Advent wreath. Through stories, role play and songs, we will follow Mary and Joseph's journey to Bethlehem, learn about Jesus' birth in a stable and hear how the shepherds came to visit him. We will share this special story with our families through our Nativity performance. We will also explore Christmas traditions around the world and think about how we can share Jesus' love through kindness and helping others.

Communication and Language

We will be learning to...

- Listen with interest to stories, information books, songs, rhymes and poems.
- Maintain our attention when listening to adults and other children.
- Take turns to speak in small groups and whole-class discussions.
- Use more detailed sentences to talk about our feelings and experiences.
- Use new vocabulary in conversations and recreate ideas from stories in our play.

Promoting strong communication and language is at the heart of our provision and in everything we do!

Physical Development

We will be learning to...

Gross Motor

- Run with increasing control and coordination.
- Balance on smaller body parts, including one foot.
- Throw underarm towards a target.
- Understand and respond to movement words such as under, over, through, fast and slow.

Fine Motor

- Strengthen hands and fingers through activities such as dough disco, threading, peg boards and using tweezers.
- Develop control and precision when using tools and equipment.

PSED

We will be learning to...

- Become more independent with toileting, toothbrushing, dressing and undressing.
- Respect differences and show consideration for others.
- Follow instructions and simple sequences to complete tasks.
- Make our own choices and develop our ideas.
- Take pride in our work and share our achievements.

myHappymind

Celebrate

Focus: Building self-esteem and a positive self-concept. **Key Practices:** Identifying and celebrating unique character strengths, recognizing strengths in peers, and responding to character feedback.

Loving all, like Jesus, we flourish together

Literacy

We will be learning to…

Comprehension

- Discuss illustrations and describe the main characters in stories.
- Retell stories and rhymes using pictures and actions.
- Understand that print carries meaning and is read from left to right.

Reading

- Recognise the difference between a letter, a word and a space.
- Blend sounds to read simple words using the sounds we have learnt.
- Begin to read tricky words.

Writing

- Segment simple words and write the sounds in the correct order.
- Write the tricky words we have learnt.
- Say a word or phrase and remember it before writing.
- Use writing independently in our play.

Poetry – We learn a poem each half term and perform it to post on Dojo!

"Celebration Time"

Maths

We will be learning to…

- Count up to 10 objects, pictures, sounds and actions accurately.
- Understand that the last number counted tells us how many there are.
- Recognise numerals 1–10 and match numerals to groups of up to 5 objects.
- Compare groups using more, fewer and equal.
- Explore different ways to split quantities up to 5 into parts.
- Join in with counting beyond 20.
- Explore shapes in different sizes and positions.
- Combine shapes to make new shapes.

Expressive Arts and Design

Our Art Question – Can I mix colours and use different painting tools/techniques to create a Bonfire Night piece of art?

- Explore mixing primary colours and use brushes, sponges and other painting tools to create Bonfire Night artwork in our Key Person groups.
- Use clay to shape and decorate Diya lamps as part of our learning about Diwali.

Our DT Question – Can I choose and join materials to make a Christmas Decoration?

- Exploring and choosing materials for a Christmas decoration
- Trying different ways to join and attach materials

Our Music Question – Can I learn and perform Nativity songs?

- Learning Nativity songs and matching our voices to a melody
- Singing together and performing for an audience

Key Nursery Rhymes – we enjoy daily nursery rhyme time!

- Pat-a-Cake
- Five Little Fireworks
- Five Little Diyas
- The Grand Old Duke of York
- Jingle Bells
- When Santa Got Stuck Up the Chimney

Understanding the World

Our History Question – Which people and events from the past do we remember?

- Learn about Bonfire Night and why people remember the 5th of November.
- Explore why people wear poppies and create a class poppy wreath.
- Share family photographs and talk about celebrations we remember.

Our Geography Question – How do people celebrate around the world?

- Explore Diwali, Eid and Christmas through stories, photographs and family traditions.
- Welcome visitors to share their celebrations.
- Visit a church and mosque to learn about why they are special places.

Our Science Question – Which material makes the best party hat?

- Explore paper, card, fabric and foil to make party hats.
- Test which materials bend, join easily and hold their shape.
- Explore how chocolate changes when heated and cooled.

Now Press Play – Immersive audio experiences to bring our celebrations topic to life through listening, movement and imaginative role play.

- Christmas Story
- Nursery Rhymes
- Eid

Phonics and Early Reading

At St. Gregory's, we teach our phonics using Supersonic Phonic Friends.

This half term, we will continue with Phase 2, revisiting the sounds and tricky words we have learnt and introducing new ones. We will practise blending sounds to read simple words and segmenting words into sounds to help us spell.

Securing The Basics 2 CVC		Tricky Words
Group 1	s a t p	N/A
Group 2	i n m d	I is
Group 3	g o c k	the to
Group 4	ck e u r	go no
Group 5	h b f l	has his as

Please keep an eye on Dojo for more information on supporting your child's reading at home.

Handwriting

We teach handwriting using Supersonic Handwriting.
This half term, we will be learning how to form Curly Cal's letters.

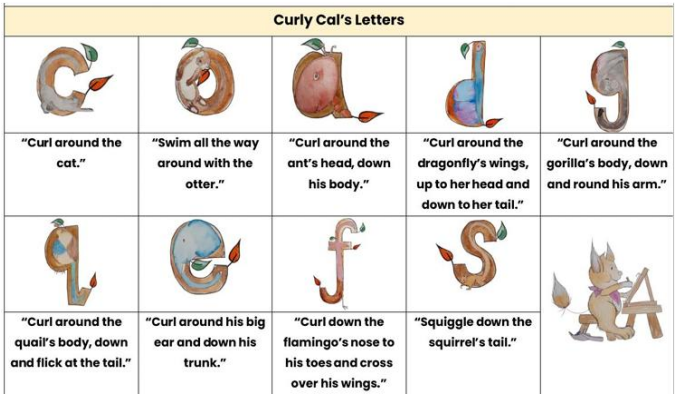

How to support our 'How do we celebrate?' topic at home:

Talk about celebrations that are special to your family and share photographs for your child to discuss in class. Explore how you prepare, who joins you and any special clothes, food, music or decorations you enjoy. Encourage your child to notice similarities and differences between celebrations. You could make cards or decorations together, follow a simple recipe or write a party invitation. Continue practising the sounds and tricky words shared on Dojo, reading regularly and signing your child's reading diary. Join us for Stay and Read on Friday mornings, from 8:45–9:00am, whenever you can!

PE Days

Our PE days this half term are:

Tuesdays

Fridays

Please make sure children come into school in their PE kits on these days.

Loving all, like Jesus, we flourish together