Formal Methods Crib Sheet – Year 3

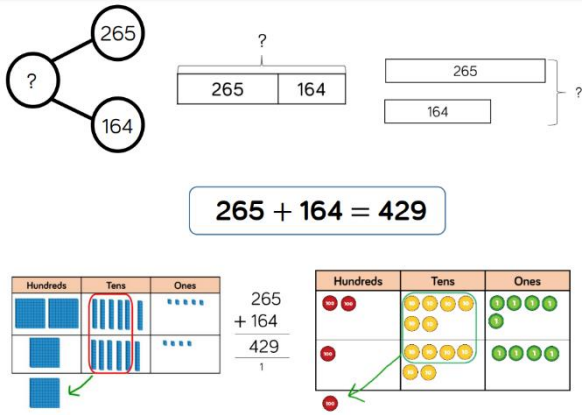

Addition

We use the column method for adding 3-digit numbers. Start with the ones column.

The bar model and the part-whole model are used to show working out the total (addition).

https://vimeo.com/731055022

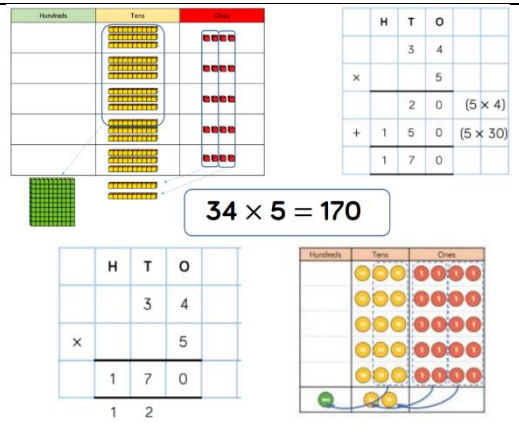

Multiplication

The children may find it easier to use the place value charts or the part-whole model.

The part-whole model is when you split the 2-digit number into 10s and 1s and the multiply them both by the single digit number in your question. You then need to add your two answers together. For example, 30x5 = 150 + 4x5 = 20 = 170.

https://vimeo.com/772116811

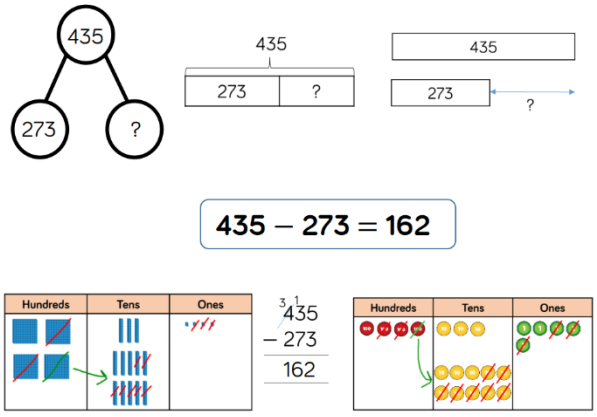

Subtraction

We use the column method for subtracting 3-digit numbers. Start with the ones column.

The bar model and the part-whole model are used to show working out how to find the difference (subtraction).

https://vimeo.com/731055541

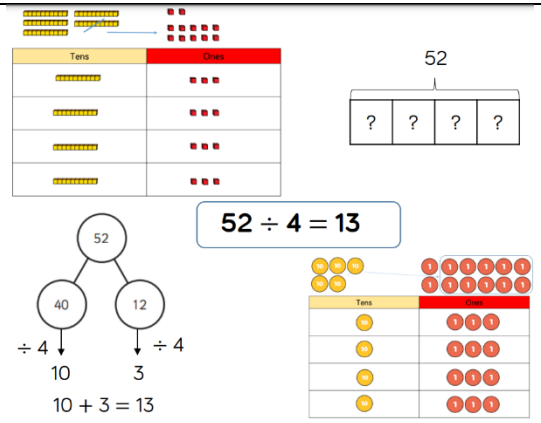

Division

The most effective way would be either dividing into place value columns or the part-whole model.

The children need to be aware that sometimes there may be remainders and this is shown using an 'r'.

https://vimeo.com/772127637